


H-LINE

VH4.65

● ● ● ● 48 kW / 65.3 HP

VH4.80

● ● ● ● 59 kW / 80.3 HP



TECHNICAL SPECIFICATIONS

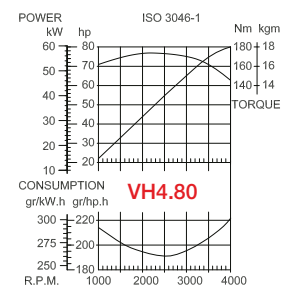
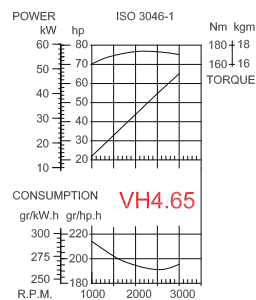
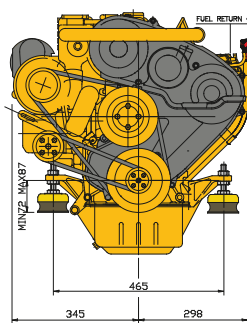
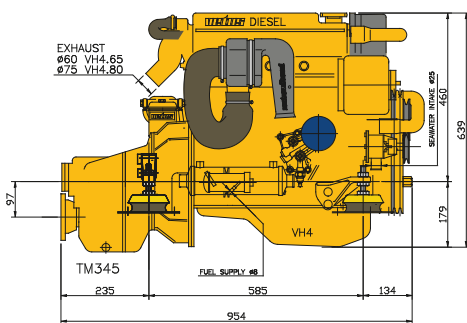
Supplied as standard with instrument panel type MPA22BS2 / BS25 (see page 103), four flexible engine mountings type HY100 (see page 49) and an oil sump pump.

All VETUS engines are certified according ISO 8178-1

Engine model	VH4.65 / VH4.80
*Max. output at flywheel (ISO 3046-1)	48 kW (65.3 hp) (VH4.65) 59 kW (80.3 hp) (VH4.80)
*Max. output at propeller shaft (ISO 3046-1)	46.6 kW (63.4 hp) (VH4.65) 57.2 kW (77.6 hp) (VH4.80)
Maximum rpm	3000 (VH4.65) / 4000 (VH4.80)
Bore x stroke	91.1 mm x 100 mm
Displacement	2607 cm ³
Number of cylinders	4 in line
Combustion system	indirect injection
Compression ratio	22:1
Firing order	1-3-4-2
Intake	Naturally aspirated
Electrical system	12 Volt - 115 Amps.
Cooling system (standard)	indirect cooling (keel cooling optional)
Gearbox (standard)	TM345
Ratio	2 / 2.47:1
Gearbox options	ZF25A 1.93 / 2.29 / 2.71:1 ZF25 1.97 / 2.8:1

Saildrive	SP60 2.15:1
Dry weight (incl. std. gearbox)	240 kg (VH4.65) 245 kg (VH4.80)
Max. torque	170 Nm / 2.200 rpm
Max. backwards installation angle	15°
Max. lateral inclination angle;	
Continuously	25°
5 minutes max.	30°
Suction height of fuel lift pump	1.5 m
Calorifier connection kit	optional
Instrument panel (standard)	MPA22BS2 / BS25
Warning lights and audible alarm	oil pressure, temperature (coolant and exhaust), charging current
Control light for	pre-heating
Electric circuit protection	fuse 10 Amps.
Certifications	EU-RCD II

* In accordance with ISO 8665



Certified within 5%